

Kronodesign®

WORKTOP COLLECTION

A fusion of style and function



kronospann



Kronodesign®

Design to inspire

The dream kitchen needs to have the perfect ingredients. The right worktops can provide the finishing touch, or even be the focus for the overall design. Take a look at our range of stunning on-trend finishes, built on decades of research and understanding, taking influences from international design fairs. These worktops look sensational, plus you can be confident of an exceptional performance in the kitchen, utilising technically brilliant and durable construction. That's the winning recipe; outstanding and inspirational decors combined with a solid structure at a reasonable price.

CONTENTS

Introduction	4
Features	6
Woodgrain	8
Stone	12
Concrete and Steel	16
Woodgrain Decors	20
Stone Decors	22
Concrete and Steel Decors	26
Slim Line	28
Slim Line Decors	30
Summary	32
Textures	33
Profiles	34
Care for your worktop	35
Care for your environment	35

Inspiration for every taste

From the warm welcome of classic woodgrains to a cool, contemporary stone or metallic, these worktops provide an eye-catching feature to any kitchen concept. We have a fabulous range of designer decors, including the latest character Endgrain Oak woodgrain, beautiful marble effects and ultra chic concretes. Developed from our ongoing design journey, taking influences from around the globe, talking to designers and checking out the latest design exhibitions, you can be sure to find inspiration in our worktops that can lead to a whole new direction.

As you would expect from Kronodesign, good looks are just for starters, our high pressure laminate worktops set the benchmark for durable, high quality construction. Made in the UK from the latest technology high pressure laminate, they are robustly water, heat and abrasion resistant, and built to last with a sealed back edge, and either a laminate wraparound or a high quality bonded ABS front edge. All worktops also have a sealed under edge to prevent the penetration of moisture and steam.

Utilising our own high quality environmentally friendly Particleboard at the core, we are reassuringly green too.



Left:
K093 SL
Grey Emperador Marble

Right:
K107 FP
Elegance Endgrain Oak
K200 RS
Light Grey Concrete

K094 SL
Riven Slate
K028 SU
Portland
K025 SU
Brown Pietra Marble
K103 SL
Light Lunar Stone



Beauty is more than skin deep


Our latest worktop collection looks great for sure, with a level of quality here that you can feel. Not just the beautiful textures but a reassuring solidity that appeals to all the senses. Because we manufacture the core product as well as the surface we can keep total control of the standard of construction.

We maintain certification to the Furniture Industry Research Association (FIRA) Gold Worktop Technical specification FPG S008 and hold British Standard Certification BS EN438-1: 2005.



Durability, solidity and beauty combine to set the benchmark for high quality construction that underpins the integrity of all our worktops, and gives a standard of finish you can depend on.

Our postformed worktops are produced with a special HDF strip, which strengthens the front edge of the worktop. This technical innovation enhances the quality of the profile and increases the impact resistance of the board.

A special silicone strip is placed underneath the profiled edge along the entire worktop length, forming a drip barrier and protecting it against water ingress.



FEATURES

-  STAIN RESISTANT
-  EASY TO CLEAN
-  HYGIENIC
-  HEAT RESISTANT

Right:
K095 SU
Light Terrazzo Marble



Bring the warmth of wood to your kitchen

Woodgrains are an ongoing favourite for a number of reasons; their character, warmth and colour bring a reassuringly practical dimension to the kitchen. Woodgrains can be more than traditional, intriguing endgrains and block woods give a new twist, as do the on-trend grey tones. It's wood, but with the wow factor.

Left:
K092 FP
Dark Porterhouse Oak

Below:
K002 FP
Grey Craft Oak

Right:
K105 FP
Raw Endgrain Oak









Left:
K105 FP
Raw Endgrain Oak

Top right:
K029 SU
Linen Block Wood

Right:
K092 FP
Dark Porterhouse Oak

Stone. Contemporary yet ageless.

Have the luxurious look of stone without the hefty weight and costs. From the drama and glamour of granite to the beauty and expressive character of marble, there are a range of shades and tones to suit any scheme. Add a choice of realistic textures and you're in touch with a superb selection of the modern or the classic.

Below left:
K209 RS
Crema Limestone

Below:
K208 RS
Calcareo

Right:
K095 SU
Light Terrazzo Marble









Left:
K208 RS
Calcareo

Above right:
K026 SU
Grey Pietra Marble

Right:
K104 SL
Dark Lunar Stone

A new industrial revolution built on concrete and steel

The re-imagining of industrial city centres has led to a design trend all of its own. Now you can have the look without the hassle, and take the style statement of concrete or steel worktops to your kitchen. Unique shades and textures create tasteful yet practical versions of this modern classic to transform any space.

Below Left:
K202 RS
Rusty Steel

Below:
K205 RS
Black Concrete

Right:
K200 RS
Light Grey Concrete









Left:
K200 RS
Light Grey Concrete

Above right:
K201 RS
Dark Grey Concrete

Right:
K200 RS
Light Grey Concrete

Woodgrains



K002 FP Grey Craft Oak



K003 FP Gold Craft Oak



K013 SU Sand Artisan Beech



K016 SU Carbon Marine Wood



K027 SU Formed Wood



K029 SU Linen Block Wood



K030 SU Java Block Wood



K091 FP Light Porterhouse Oak

Technical details and print errors are subject to change. Images are for reference only, for a more accurate representation, please request a product sample from kronospan-express.com.

 Matching melamine faced boards



K092 FP Dark Porterhouse Oak



K105 FP Raw Endgrain Oak




K107 FP Elegance Endgrain Oak



K206 PE Porterhouse Walnut



5527 FP Stone Oak



9763 BS Louisiana Wenge

Stone



K023 SU; SQ Venato



K024 SU Beige Pietra Marble



K025 SU; SQ Brown Pietra Marble



K026 SU Grey Pietra Marble



K093 SL Grey Emperor Marble




K094 SL Riven Slate



K095 SU Light Terrazzo Marble



K102 SU Dark Terrazzo Marble



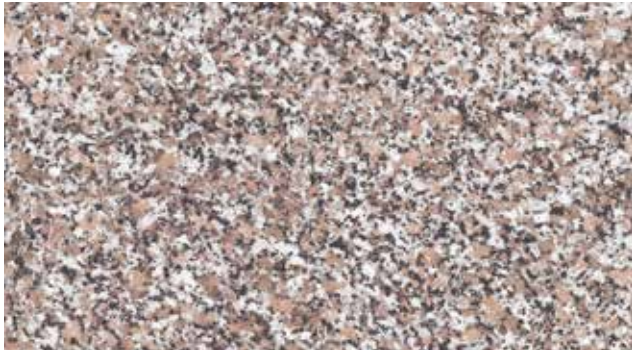
K103 SL Light Lunar Stone



K104 SL Dark Lunar Stone



K203 PE Anthracite Granite



K204 PE Classic Granite



K207 RS Grey Galaxy

Stone



K208 RS Calcareo



K209 RS Crema Limestone



K210 CR Black Flint



K211 PE Black Porphyry



K212 PA Beige Royal Marble





K213 RS Dark Tivoli



K214 RS Light Tivoli




K215 BS White Dunes



K217 GG White Andromeda



K218 GG Black Andromeda



8685 RS Snow White




7045 RS Satin



Concrete & Steel




K028 SU Portland



K108 SU Peltro




K200 RS Light Grey Concrete




K201 RS Dark Grey Concrete



K202 RS Rusty Steel



K205 RS Black Concrete



0859 PE Platinum



4298 UE Light Atelier



4299 UE Dark Atelier



New Slim Line. Less is definitely more

Interior design evolution has created a demand for a slimmer, more elegant work surface suited to modern contemporary kitchens, tables and high-end furniture. Slim Line is a special selection of 12mm compact boards with a monochrome core designed specifically to satisfy this need. Technological advances make this new, thinner profile more than strong enough to use as a worktop. Innovative manufacturing techniques provide high levels of resistance to heat, water,

abrasion and impact, perfectly suited to the hardest working kitchens or table surfaces. They are also coordinated with the latest trends in kitchens and interiors, and designed to be stain resistant and easy to clean, these worktops combine cosmetic with hygienic to stunning effect. Creating an elegant finish with a totally modern feel, Slim Line can bring a lighter touch without compromising on strength or rigidity.

FEATURES

-  STAIN RESISTANT
-  EASY TO CLEAN
-  HYGIENIC
-  HEAT RESISTANT

APPLICATIONS

-  KITCHEN TOPS
-  INTERIOR TOPS



Left:
K028 SU
Portland

Right:
K108 SU
Peltro



Slim Line




K023 SU Venato



K028 SU Portland




K108 SU Peltro



8685 SU Snow White






Summary

Code	Texture	Decor	Worktops		Breakfast Bar		Slimline		Upstands			
			ABS Square Edge	Postformed	ABS Square Edge	Postformed						
			4100 x 600	4100 x 600	4100 x 650	4100 x 900	4100 x 650	4100 x 900	4100 x 1300	4100 x 650	4100 x 100	
			Thickness (mm)	38	38	38	38	38	38	12	12	20
			Profile Radius (mm)	-	3	-	-	3	3	-	-	-
K093	SL	Grey Emperador Marble	●		○	○						●
K094	SL	Riven Slate	●		○	○						●
K103	SL	Light Lunar Stone	●		○	○						●
K104	SL	Dark Lunar Stone	●		○	○						●
K105	FP	Raw Endgrain Oak	●		○	○						●
K107	FP	Elegance Endgrain Oak	●		○	○						●
K200	RS	Light Grey Concrete	●		○	○						●
0859	PE	Platinum		●			○	○				●
4298	UE	Light Atelier		●			○	○				●
4299	UE	Dark Atelier		●			○	○				●
5527	FP	Stone Oak		●			○	○				●
7045	RS	Satin		●			○	○				●
8685	RS	Snow White		●			○	○				●
8685	SU	Snow White		●					●	●		●
9763	BS	Louisiana Wenge		●			○	○				●
K002	FP	Grey Craft Oak		●			○	○				●
K003	FP	Gold Craft Oak		●			○	○				●
K013	SU	Sand Artisan Beech		●			○	○				●
K016	SU	Carbon Marine Wood		●			○	○				●
K023	SU	Venato		●			○	○	●	●		●
K023	SQ	Venato		●			○	○				●
K024	SU	Beige Pietra Marble		●			○	○				●
K025	SQ	Brown Pietra Marble		●			○	○				●
K025	SU	Brown Pietra Marble		●			○	○				●
K026	SU	Grey Pietra Marble		●			○	○				●
K027	SU	Formed Wood		●			○	○				●
K028	SU	Portland		●			○	○	●	●		●
K029	SU	Linen Block Wood		●			○	○				●
K030	SU	Java Block Wood		●			○	○				●
K091	FP	Light Porterhouse Oak		●			○	○				●
K092	FP	Dark Porterhouse Oak		●			○	○				●
K095	SU	Light Terrazzo Marble		●			○	○				●
K102	SU	Dark Terrazzo Marble		●			○	○				●
K108	SU	Peltro		●			○	○	●	●		●
K201	RS	Dark Grey Concrete		●			○	○				●
K202	RS	Rusty Steel		●			○	○				●
K203	PE	Anthracite Granite		●			○	○				●
K204	PE	Classic Granite		●			○	○				●
K205	RS	Black Concrete		●			○	○				●
K206	PE	Porterhouse Walnut		●			○	○				●
K207	RS	Grey Galaxy		●			○	○				●
K208	RS	Calcareo		●			○	○				●
K209	RS	Crema Limestone		●			○	○				●
K210	CR	Black Flint		●			○	○				●
K211	PE	Black Porphyry		●			○	○				●
K212	PA	Beige Royal Marble		●			○	○				●
K213	RS	Dark Tivoli		●			○	○				●
K214	RS	Light Tivoli		●			○	○				●
K215	BS	White Dunes		●			○	○				●
K217	GG	White Andromeda		●			○	○				●
K218	GG	Black Andromeda		●			○	○				●

* Graphic Splashbacks are available on request.

Textures



Slate (SL)
Deep slate texture that reflects the distinctive look and feel of weathered stone



Fine Pore (FP)
A understated delicate wood pore that refines the decor



Rough Stone (RS)
Soft riven slate type texture. Suitable for natural stone decors



Perl (PE)
A subtle, burnished surface detail



Used Effect (UE)
A burnished surface finish, that give an extra degree of patina to stone and metal decors



Smooth (BS)
A contemporary smooth matt finish that looks as good as it feels



Super Matt (SU)
Texture combining matt effect with smooth, high-grade optics for a resplendent appearance



Gloss (SQ)
A gloss finish to enhance and compliment the effect of the decor



Crystal (CR)
A sophisticated texture that offers a delicate surface shimmer



Patina (PA)
A subtle, semi smooth glazed surface

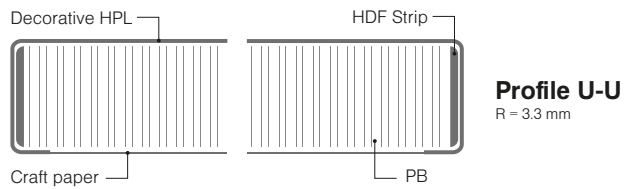
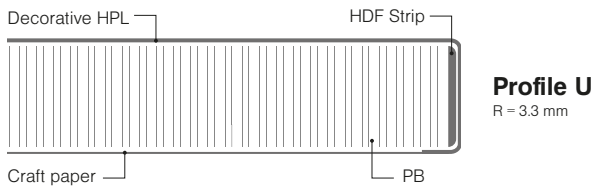


Glitter Gloss (GG)
High gloss surface, enhanced with a fine amount of shiny real aluminium bits and sparkling glitter finish suitable for stone decors

Worktop profiles

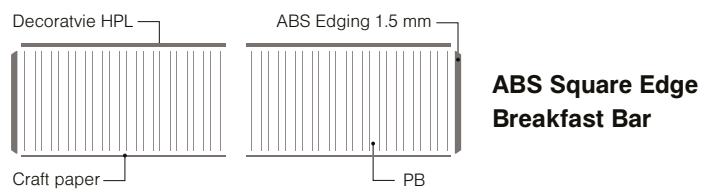
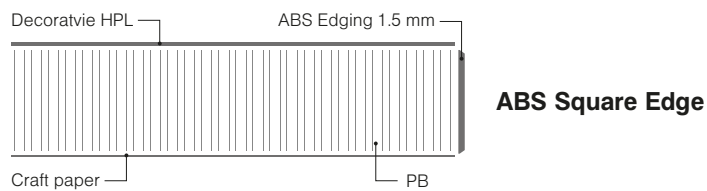
Post-formed

Post-formed worktops are based on raw particleboard covered with a decorative HPL laminate and strengthened on the front with a special strip, making them ideal for counters in kitchens, offices and shops.



ABS Square Edge

This is the modern version of a worktop and features a straight edge and 1.5mm ABS edging that gives a sturdy, square look. The simple, cleaner lines make these worktops perfect for any contemporary or minimalist kitchen design.



We take care

Care for your worktop

Kronodesign® worktops are easy to maintain, simply use a damp cloth and a mild detergent or non-abrasive cleaner to keep the surface clean and hygienic.

Stubborn stains should be removed immediately (the use of abrasive cleaners should be avoided).

Whilst your worktop is resistant to high temperatures, you should always put hot objects on to heat resistant mats or trivets. Our gloss finish will enhance and compliment the effect of the decor, however it is advisory to take extra care with gloss finish worktops as they are more prone to marking. Try to avoid sliding objects across the surface of the laminate. To prevent damaging the surface, always use a chopping board for preparing food. Full details for care and maintenance can be found in the Care Guide included with every worktop or discuss with your retailer.

Care for your environment

We only supply FSC® certified wood products. All of our timber inputs are either traceable to a forest that is managed sustainably, or recycled waste wood diverted from landfill. We monitor our use of water and energy constantly to identify opportunities to reduce usage and have invested heavily in processes that generate energy from woodbased carbon neutral fuel, significantly reducing carbon emissions. Our products are also lifecycle stretching, acting as a carbon sink that at some point in the future can be further recycled or burnt for fuel.

Sample swatches

We are happy to supply a sample of any of the Kronodesign® decors, please visit: kronospan-express.com





Kronospan Limited

Chirk, Wrexham

LL14 5NT

Phone: 01691 773361

Fax: 01691 773292

Email: sales@kronospan.co.uk

Internet: kronospan-express.com



Kronodesign® App

